

CITY OF MERRIAM, KANSAS

BUDGET SUMMARY

2021

Budget Highlights Citywide

\$5,769,928
CAPITAL
EXPENDITURES

\$20,770,338
NON-CAPITAL
EXPENDITURES

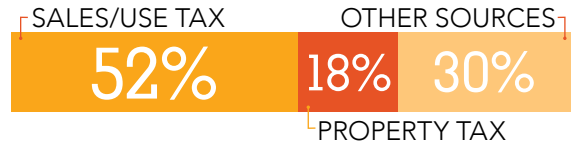
\$26,483,239
OPERATING
REVENUES



CITY MILL
27.558



CITYWIDE REVENUE SOURCES



CITY
EMPLOYEES
122



LARGEST SINGLE REVENUE SOURCE
1% CITY SALES TAX
\$7,317,604



POPULATION
11,178

2021 BUDGET OVERVIEW

ALL FUNDS COMBINED

BEGINNING FUND BALANCE \$20,648,723

REVENUES

Property Taxes	4,813,027
City Sales/Use Taxes	11,743,464
County Sales Taxes	2,016,304
Other Taxes	1,287,975
Franchise Fees	1,314,459
Licenses/Permits/Fees	1,876,644
Fines	900,000
Interest Income	257,151
TIF Projects	900,000
Intergovernmental/Other	1,374,215

TOTAL REVENUES 26,483,239

TRANSFERS IN 3,901,544

TOTAL RESOURCES \$51,033,506

EXPENDITURES

Personal Services	\$10,187,477
Contractual Fire Services	2,850,694
Contractual Services	3,357,892
Commodities	862,905
Capital Outlay	741,293
Capital Improvements	5,028,635
Debt Service	3,220,475
Health & Welfare	290,895

TOTAL EXPENDITURES 26,540,266

TRANSFERS OUT 3,901,544

TOTAL USES 30,441,810

RESERVES (Ending Fund Balance) 20,591,696

TOTAL APPROPRIATIONS \$51,033,506

Property Tax

Property taxes are levied by six entities:

- State of Kansas
- Johnson County
- Johnson County Community College
- Shawnee Mission School District
- Merriam Drainage Board
- City of Merriam

MERRIAM'S SHARE OF TOTAL PROPERTY TAX



24% City of Merriam

76% Schools, County, Other

CITY PROPERTY TAX CALCULATION EXAMPLE

MARKET VALUE OF HOME

\$200,000

CITY MILL RATE

27.558

Assessed Valuation: \$23,000

To determine assessed valuation, multiply market value by 11.5%

$$200,000 \times 11.5\% = \$23,000$$

Annual Tax Liability for City Services: \$633.83

To calculate the annual tax bill, multiply the assessed valuation by the mill rate and divide the result by 1,000.

$$\$23,000 \times 27.558 = \$633,834$$

$$\$633,834 / 1,000 = \$633.83$$

Monthly Expenses for City Services: \$52.82

To determine the monthly tax expenses for City services, divide the tax liability by 12.

$$\$633.83 / 12 = \$52.82$$

2021 Capital Improvement Plan

All proposed public improvements through 2021:

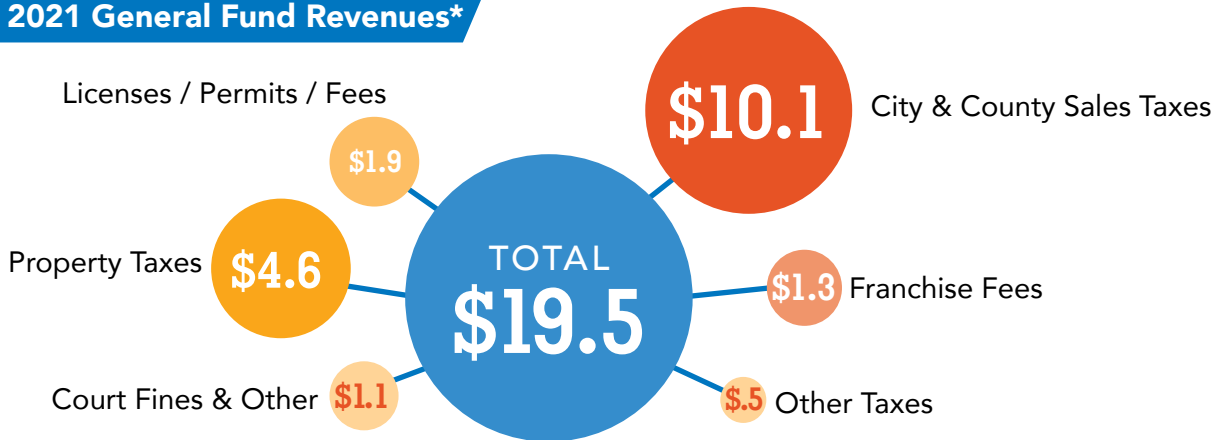
\$5
million



HIGHLIGHTS

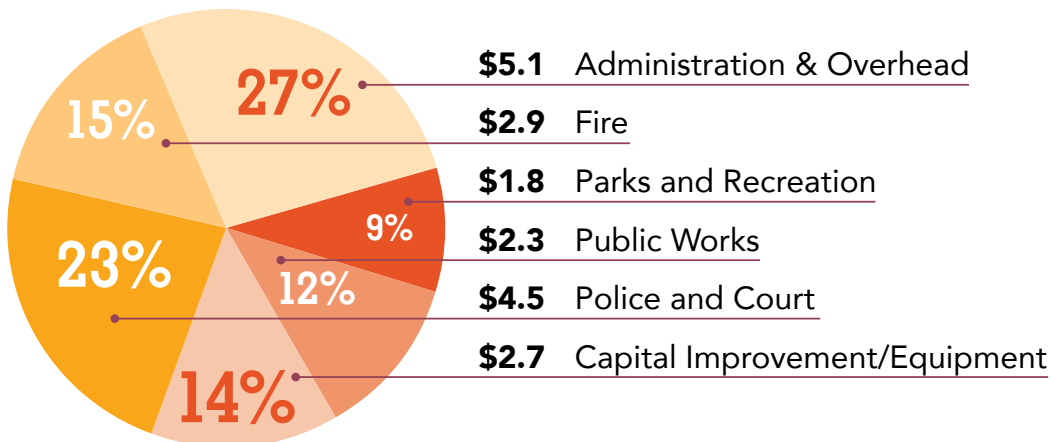
- » E. Frontage Road: 67th St. to 75th St.
- » Goodman St.; 55th St.; 57th Terr.

2021 General Fund Revenues*



*in millions

2021 General Fund Expenditures*



*in millions

Governing Body



KEN SISSOM
MAYOR
913-523-5357



SCOTT DIEBOLD
WARD 1
913-293-8457



WHITNEY YADRICH
WARD 2
785-797-7842



CHRIS HANDS
WARD 3
913-384-5340



DAVID NEAL
WARD 4
913-219-8203



JASON SILVERS
WARD 1
816-210-6135



BRIAN KNAFF
WARD 2
913-362-9496



BRUCE KALDAHL
WARD 3
913-383-9681



BOB PAPE
WARD 4
913-384-0746

Staff Leadership

Chris Engel, CITY ADMINISTRATOR
Meredith Hauck, ASSISTANT CITY ADMINISTRATOR
Darren McLaughlin, POLICE
Jim MacDonald, PUBLIC WORKS
Juliana Pinnick, CITY CLERK

Donna Oliver, FINANCE, CITY TREASURER
Bryan Dyer, COMMUNITY DEVELOPMENT
Anna Slocum, PARKS & RECREATION
Ryan Denk, CITY ATTORNEY



Presented by the City of Merriam Finance Department

9001 W. 62ND ST.; MERRIAM, KS 66202 // 913-322-5500 // merriam.org